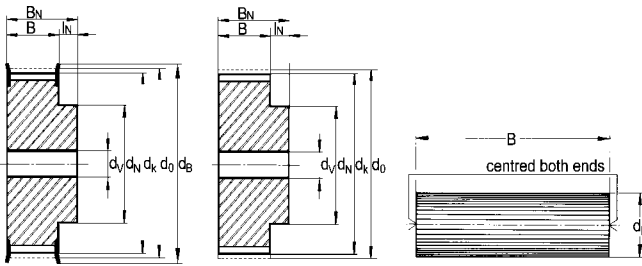
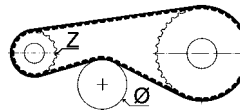


PULLEY & BAR DIMENSIONS

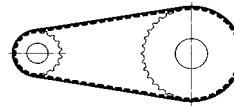


REVERSE BENDING



Minimum pulley and roller Ø:	Z min	Ø min
Standard cord	25	180
E tension cord	-	-
Reinforced cord	-	-
PAR backing	30	180

NORMAL USE



Minimum pulley and roller Ø:	Z min	Ø min
Standard cord	18	120
E tension cord	-	-
Reinforced cord	-	-
PAR backing	25	160

Pulley width B _N	Z, no. teeth	d _o (mm)	d _k (mm)	d _B * (mm)	d _N (mm)	bore size d _v d _{max}
18	18	114.59	111.75	121		86
19	19	120.96	118.10	128		93
20	20	127.32	124.45	134		100
21	21	133.69	130.85	140		105
22	22	140.06	137.20	147		112
23	23	146.42	143.55	153		118
24	24	152.79	149.95	160		125
25	25	159.15	156.30	166		131
26	26	165.52	162.65	172		137
27	27	171.89	169.05	179		144
28	28	178.25	175.40	185		150
29	29	184.62	181.75	192		156
30	30	190.99	188.15	198		163
31	31	197.35	194.50	204		169
32	32	203.72	200.85	210		175
33	33	210.08	207.25	217		182
34	34	216.45	213.60	223		188
35	35	222.82	219.95	229		195
36	36	229.18	226.35	236		201
37	37	235.55	232.70	242		207
38	38	241.92	239.05	249		214
39	39	248.28	245.40	255		220
40	40	254.65	251.80	261		226
41	41	261.01	258.15	268		233
42	42	267.38	264.50	274		239
43	43	273.75	270.90	280		245
44	44	280.11	277.25	287		252
45	45	286.48	283.60	293		258
46	46	292.85	290.00	300		265
47	47	299.21	296.35	306		271
48	48	305.58	302.71	312		278
49	49	311.94	309.10	319		284
50	50	318.31	315.45	325		290
51	51	324.68	321.80	331		296
52	52	331.04	328.20	338		303
53	53	337.41	334.55	344		310
54	54	343.77	340.90	350		315
55	55	350.14	347.30	357		322
56	56	356.51	353.65	363		328
57	57	362.87	360.00	370		335
58	58	369.24	366.40	376		341
59	59	375.61	372.75	382		347
60	60	381.97	379.10	389		354
61	61	388.34	385.50	395		360
62	62	394.70	391.85	401		366
63	63	401.07	398.20	408		373
64	64	407.44	404.55	414		379
65	65	413.80	410.95	420		385
66	66	420.17	417.30	427		392

Pulley width B _N	Z, no. teeth	d _o (mm)	d _k (mm)	d _B * (mm)	d _N (mm)	bore size d _v d _{max}
67	67	426.54	423.65	433		398
68	68	432.90	430.05	440		405
69	69	439.27	436.40	446		406
70	70	445.63	442.75	452		412
71	71	452.00	449.15	459		419
72	72	458.37	455.50	465		425
73	73	464.73	461.85	471		431
74	74	471.10	468.25	478		438
75	75	477.46	474.60	484		444
76	76	483.83	480.95	490		450
77	77	490.20	487.35	497		457
78	78	496.56	493.70	503		463
79	79	502.93	500.05	510		470
80	80	509.30	506.45	516		476
81	81	515.66	512.80	522		482
82	82	522.03	519.15	529		489
83	83	528.39	525.55	535		495
84	84	534.76	531.90	541		501
85	85	541.13	538.25	548		503
86	86	547.49	544.65	554		509
87	87	553.86	551.00	561		516
88	88	560.23	557.35	567		522
89	89	566.59	563.70	573		528
90	90	572.96	570.10	580		535
91	91	579.32	576.45	586		541
92	92	585.69	582.80	592		548
93	93	592.06	589.20	599		554
94	94	598.42	595.55	605		580
95	95	604.79	601.90	611		566
96	96	611.15	608.30	618		573
97	97	617.52	614.65	624		579
98	98	623.89	621.00	631		586
99	99	630.25	627.40	637		592
100	100	636.62	633.75	643		598
101	101	642.99	640.10	650		605
102	102	649.35	646.50	656		611
103	103	655.72	652.85	662		617
104	104	662.08	659.20	669		624
105	105	668.45	665.60	675		630
106	106	674.82	671.95	681		636
107	107	681.18	678.30	688		643
108	108	687.55	684.70	694		649
109	109	693.92	691.05	701		656
110	110	700.28	697.40	707		662
111	111	706.65	703.80	713		663
112	112	713.01	710.15	720		670
113	113	719.38	716.50	726		676
114	114	725.75	722.85	732		682
115	115	732.11	729.24	738		686

● Available from stock in Aluminium. Preferred sizes shaded red.

Non stock sizes available to order (see page 86)

STOCK PULLEY ORDER CODE EXAMPLE

Mat'l	Width B _N	Type / no. teeth	No of. flanges	Special instructions
AL	60	AT20 / 27	-2	d=16mm

d_o = Pitch circle diameter

d_k = Outside diameter

d_N = Hub diameter

d_v / d_{max} = Stock pulley bore diameter / max. bore

d_B = Flange diameter (*approximate)