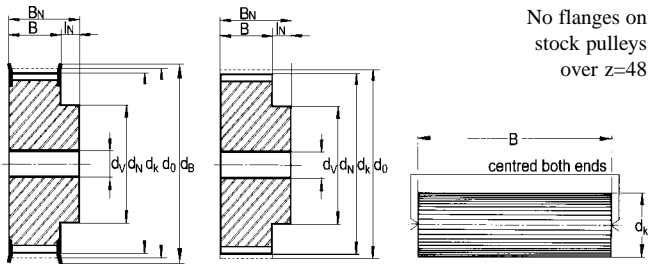
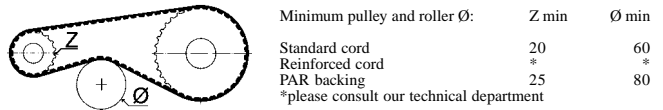


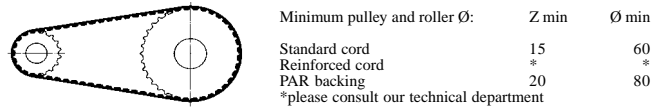
PULLEY & BAR DIMENSIONS



REVERSE BENDING



NORMAL USE



Pulley width B _N	Z, no. teeth	d _o (mm)	d _k (mm)	d _B * (mm)	d _N † (mm)	bore size d _v † d _{max}
050	10	30.32	29.56	36	20	8 16
075	11	33.35	32.59	38	24	8 20
100	12	36.38	35.62	42	24	8 22
Bar	13	39.41	38.65	44	28	8 24
	14	42.45	41.69	48	28	8 26
	15	45.48	44.72	51	34	8 30
	16	48.51	47.75	54	36	8 34
	17	51.54	50.78	57	36	10 36
	18	54.57	53.81	60	40	10 40
	19	57.61	56.85	60	40	10 44
	20	60.64	59.88	66	40	10 46
	21	63.67	62.91	71	45	10 50
	22	66.70	65.94	75	45	10 52
	23	69.73	68.97	79	55	12 56
	24	72.77	72.01	79	55	12 60
	25	75.80	75.04	83	58	12 62
	26	78.83	78.07	87	58	12 66
	27	81.86	81.10	87	58	12 68
	28	84.89	84.13	91	58	12 72
	29	87.93	87.17	93	58	12 75
	30	90.96	90.20	97	58	12 77
	31	93.99	93.23			81
	32	97.02	96.26	103	65	74 82
	33	100.05	99.29	106		88
	34	103.08	102.32	111	65	12 88
	35	106.12	105.36	111	65	12 88
	36	109.15	108.39	115	65	12 92
	37	112.18	111.42			96
	38	115.21	114.45			98
	39	118.24	117.48			101
	40	121.28	120.52	127	65	12 104
	41	124.31	123.55	131	65	12 106
	42	127.34	126.58	135	65	12 110
	43	130.37	129.61			110
	44	133.40	132.64	140	65	12 112
	45	136.44	135.68	143	65	12 112
	46	139.47	138.71			114
	47	142.50	141.74	148		120
	48	145.53	144.77	152	65	12 122
	49	148.56	147.80		65	15 122
	50	151.60	150.84		65	15 122
	51	154.63	153.87			124
	52	157.66	156.90			126
	53	160.69	159.93			130
	54	163.72	162.96			134
	55	166.75	165.99			136
	56	169.79	169.03		65	15 140
	57	172.82	172.06			144
	58	175.85	175.09			146

Pulley width B _N	Z, no. teeth	d _o (mm)	d _k (mm)	d _B * (mm)	d _N † (mm)	bore size d _v † d _{max}
050	59	178.88	178.12			150
075	60	181.91	181.15		75	15 152
100	61	184.95	184.19			156
Bar	62	187.98	187.22			160
	63	191.01	190.25			162
	64	194.04	193.28			164
	65	197.07	196.31		75	15 166
	66	200.11	199.35			170
	67	203.14	202.38			171
	68	206.17	205.41			174
	69	209.20	208.44			175
	70	212.23	211.47			177
	71	215.27	214.51			180
	72	218.30	217.54		75	15 181
	73	221.33	220.57			185
	74	224.36	223.60			187
	75	227.39	226.63			191
	76	230.42	229.66			193
	77	233.46	232.70			197
	78	236.49	235.73			201
	79	239.52	238.76			203
	80	242.55	241.79			207
	81	245.58	244.82			209
	82	248.62	247.86			213
	83	251.65	250.89			215
	84	254.68	253.92		75	15 219
	85	257.71	256.95			223
	86	260.74	259.98			225
	87	263.78	263.02			229
	88	266.81	266.05			231
	89	269.84	269.08			235
	90	272.87	272.11			239
	91	275.90	275.14			241
	92	278.93	278.17			245
	93	281.97	281.21			245
	94	285.00	284.24			247
	95	288.03	287.27			251
	96	291.06	290.30		75	15 255
	97	294.09	293.33			257
	98	297.13	296.37			261
	99	300.16	299.40			263
	100	303.19	302.43			267
	101	306.22	305.46			269
	102	309.25	308.49			273
	103	312.29	311.53			279
	104	315.32	314.56			283
	105	318.35	317.59			285
	106	321.38	320.62			289
	120	363.83	363.07		75	15 330

● Available from stock. Preferred sizes shaded red
 Non stock sizes available to order (see page 86)

STOCK PULLEY ORDER CODE EXAMPLE

Material	No. of teeth	Type / width
ST	30	L 100

d_o = Pitch circle diameter
 d_k = Outside diameter
 d_N = Hub diameter (*variable)
 d_v / d_{max} = Stock bore Ø (*variable) / max. bore
 d_B = Flange diameter (*approximate)